



US00D700041S

(12) **United States Design Patent**
Cobianco

(10) **Patent No.:** **US D700,041 S**

(45) **Date of Patent:** **** Feb. 25, 2014**

- (54) **DOUBLE-SIDED HOOK**
- (71) Applicant: **Roger L Cobianco**, Spring Hill, FL (US)
- (72) Inventor: **Roger L Cobianco**, Spring Hill, FL (US)
- (**) Term: **14 Years**
- (21) Appl. No.: **29/432,500**
- (22) Filed: **Sep. 16, 2012**
- (51) **LOC (10) Cl.** **08-05**
- (52) **U.S. Cl.**
USPC **D8/367**
- (58) **Field of Classification Search**
USPC D8/367; 248/301–304, 215
See application file for complete search history.

- 5,682,652 A 11/1997 Brody et al.
- 5,964,698 A 10/1999 Fowler
- 6,012,204 A 1/2000 Roethler

(Continued)

OTHER PUBLICATIONS

Cinchy, The Better Bungee—Components, available at <http://www.cinchy.com/components.html>, viewed on Feb. 27, 2012.

(Continued)

Primary Examiner — Holly Baynham
(74) *Attorney, Agent, or Firm* — Law Office of Steven R. Olsen, PLLC; Steven R. Olsen

(57) **CLAIM**

The ornamental design for a double-sided hook, as shown and described.

DESCRIPTION

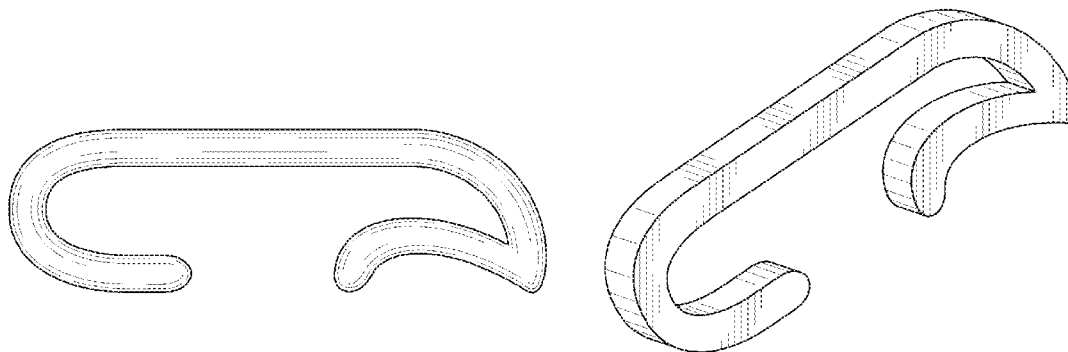
FIG. 1 is a top view of my new design for a double-sided hook according to a first embodiment, a bottom view of the first embodiment being a mirror image thereof;
 FIG. 2 is a first end view of the first embodiment;
 FIG. 3 is a second end view of the first embodiment;
 FIG. 4 is a first side view of the first embodiment;
 FIG. 5 is a second side view of the first embodiment;
 FIG. 6 is a top view of my new design for a double-sided hook according to a second embodiment, a bottom view of the second embodiment being a mirror image thereof;
 FIG. 7 is a first end view of the second embodiment;
 FIG. 8 is a second end view of the second embodiment;
 FIG. 9 is a first side view of the second embodiment;
 FIG. 10 is a second side view of the second embodiment; and,
 FIG. 11 is a perspective view of the second embodiment.

1 Claim, 3 Drawing Sheets

(56) **References Cited**

U.S. PATENT DOCUMENTS

107,952 A	10/1870	Osborn	
242,655 A	6/1881	Kilmer	
402,786 A	5/1889	Tyler	
521,847 A	6/1894	Christensen	
904,747 A	11/1908	Anderson	
2,296,082 A	9/1942	Bierk	
2,642,640 A	6/1953	Mills	
D176,759 S *	1/1956	Frank	D8/367
4,432,121 A	2/1984	Dupre	
4,622,724 A	11/1986	Dupre	
4,998,495 A	3/1991	Bos et al.	
5,195,216 A	3/1993	Ishii	
5,339,498 A	8/1994	Parsons	
D368,219 S *	3/1996	Protz, Jr.	D8/371
5,575,446 A *	11/1996	Swenson et al.	248/304
5,625,925 A	5/1997	Richards	
5,630,257 A	5/1997	Brody et al.	



US D700,041 S

Page 2

(56)

References Cited

U.S. PATENT DOCUMENTS

D469,682 S * 2/2003 Gary et al. D8/367
D475,278 S * 6/2003 Williams D8/367
D493,092 S * 7/2004 Kalat D8/367
6,851,163 B2 2/2005 Selby
D560,924 S * 2/2008 Walker D6/396

7,908,716 B2 3/2011 Soresen
D644,438 S * 9/2011 Brucker D3/328

OTHER PUBLICATIONS

Lee Valley Tools, Rubber Cord, available at <http://www.leevalley.com/>, viewed on Feb. 27, 2012.

* cited by examiner

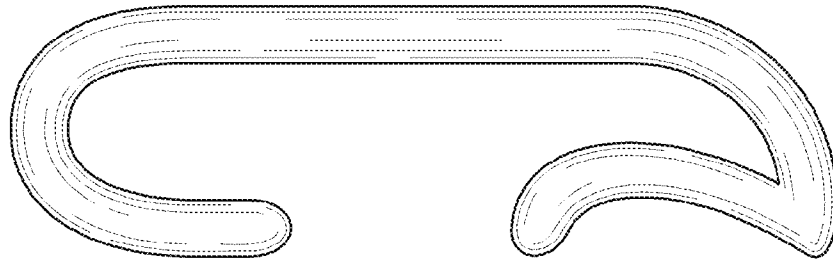


FIG. 1

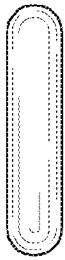


FIG. 2

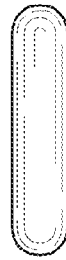


FIG. 3




FIG. 4



FIG. 5

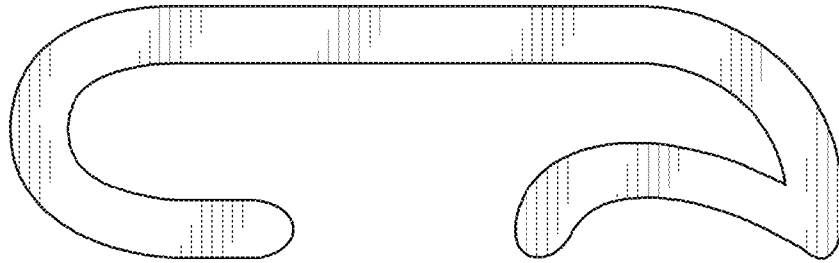


FIG. 6



FIG. 7



FIG. 8



FIG. 9

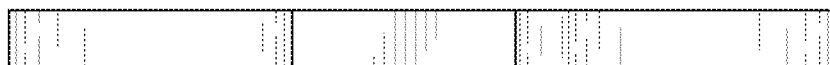


FIG. 10

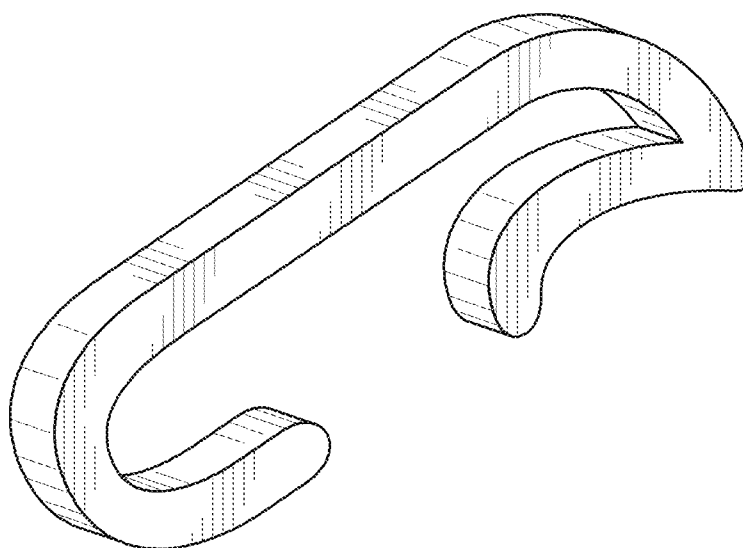


FIG. 11